



Starlight Express

Starlight Quilters Guild

www.starlightquilters.com

August 2011

Presidents Message

By Lue Anne Christensen

Dear stitcher's and quilters of Starlight Quilters' Guild:

Technology is wonderful--when it works! I have not been having good luck with technology in my life lately. Shortly before I left for my annual trip across the mighty Mississippi River to Illinois. I discovered that the monitor for my computer went to sleep permanently. Needless to say, I was very upset, but I could do very little to correct the sleeping monitor when I had to leave the next day for Illinois. To further complicate my life, I left my cell phone at my sister's house. I had no way to communicate my loss until I got home. Do you remember traveling more than 500 miles without a cell phone? I have a newer car, but one can never predict if the car (another technological device that makes our lives easier) will take you safely home. My Honda was true to the advertiser's message that says the Honda will last forever. Once I got home, I still had a sleeping monitor and no cell phone. The whole point of this paragraph is that I was unable to write my president's message until I got my cell phone back so that I would have Margaret's email address or until I bought a new monitor. Not wanting to part with money I could use for purchasing fabric, I decided once I got my cell phone back to go to my daughter's house to write and send this message. Of course, there was a simpler means of connecting with Margaret's technology: I could have used my land line phone. Here again, I have an "explanation." which a friend from my junior college days reminded me: I usually had an explanation for all the things that have ever gone wrong in my daily life. Here I am at my daughter's house typing away on my message. In the background I have the pleasant sounds of a family experiencing the joys of fixing dinner, playing with a baby, watching a TV show the kids have seen three times already, and two labs vying for my attention. It's a typical Sunday evening. Once we all had said our good-byes to Karen Moore, whom we will all remember as we sew each Linus quilt, the month really heated up even more surpassing the usual summer temps. The hot weather just provided some of us quilters with another "explanation" of why we didn't get the lawn mowed that day or why we were unable to weed the garden that day, BUT we were able to sew and sew some more. I was so happy to finish



President's Message (cont'd)

one of the many IH (International Harvester-the bright red tractors) quilts I am making in honor of my dad who worked for IH for 37 years. More to the point, returning to Illinois to deliver the quilt, attending my 50th high school reunion, and visiting my sister in Champaign made for a terrific vacation. Most importantly I was able to go to several Amish communities (Paris, IL and Arthur, IL). I enjoyed seeing the horse and buggies of the Amish, watching four big horses pull a reaper and an Amish farmer as he cut his hay, and visiting the Amish bakery in Arthur. Another sewing related adventure was my trip to two different fabric stores where I was able to buy some fabrics that were distinctly different from the quilt store fabric we have in our area. I love our quilt stores, but the Amish dry goods store was truly a one-of-a-kind experience. I could have bought all kinds of snaps, buttons and needles. I did buy some more IH fabric, some oil cloth, and some netting in a host of colors I haven't seen in the KC area. One of my best finds, in addition to some hand pieced and quilted tops and quilts, was a little girl's hand sewn dress. Of course, I also enjoyed a buffet prepared by an Amish crew at one of the popular Amish restaurants. I think I brought home five extra pounds too. It was a return to the past life of bucolic settings where the entire sky can be seen. The only object blocking my view of the open sky was the grain elevators. (Kind of like Kansas there).

I am looking forward to Bingo night this month. Don't forget your fat quarters and your good luck. The Bingo committee has worked out some new angles for this year's meeting so it won't be last year's Bingo night. It will be fresh and offer more opportunities for hollering, "BINGO!" You can bring friends to share this night of chance. Hope to see you all there!

I hope each of you has had the opportunity to travel whether to visit family, old friends or see new sights this summer. Summer is a very special time which can grant us new experiences as well as reconnecting with the memories of our past. If anyone asks me what I did this summer, I would have to say: I connected with my Illinois roots. I can't wait to go again. The antique shops and fabric stores will be calling my name by next summer.

Quilters Wisdom

Quilting is my passion, chocolate comes in a close second.

Flamingo Bingo

Starlight Quilt Guild AUG 23 6:30 – 9

2 cards: \$5.00
Black out card: \$10.00
Plus four fat quarters in a zip loc bag:
4 fat quarters: 2 light, 2 dark



Project Linus --

By Lea Robrahn and Mary Funk

Wonderful! Our guild has already surpassed the goal of 400 quilts in the first seven months of this year. Let's keep that pace going. There are kits available at guild meetings and Harper's work nights. You can also find patterns on the web at these sites:

www.projectlinuskc.webs.com

<http://www.projectlinus.org/>

The Project Linus national site, link above, has "skip stitch" blades that are used to make holes in fleece for crochet edging. It's in the store under notions.

If you want to donate fabric, remember to keep it child and/or teen-friendly. We could use light yardage for backgrounds and contrasts. Thank you.

Happy Blanketing with "Women's Work". Come check out our DVD selections and make suggestions for others you'd like to see.



Boutique News-

Peggy Skaith

I came away from the last meeting with lots of goodies, as usual. Thank you all so much, and keep them coming!! One request, however. Whoever made the little raggy teddy bears.... could you share the pattern with us? They are adorable, everyone who sees them just loves them! I can picture some made from homespun or denim or chambray. I have picked up a few pretty little coffee mugs from the thrift store and plan to make some little "mug rugs" to coordinate. If you have time for yard sales or thrift stores, it just takes a little digging to find items that aren't ugly or chipped. Just keep in mind, there's a difference between "vintage charm" and "just plain old" We could also use items that could be used for display purposes only, like nice roomy wicker baskets, or something attractive that is just the right size for magazines and patterns. Contact me at especialquilts@att.net or 913-341-0525


From the Spider on the Web-

Bernadine Farrow

Hope you are enjoying the different look each month on the web site. Some designs are definitely better than others.

Please check out the different pages and let me know what I can add. If you have pictures from the meetings or from your small groups, or pictures of quilts you would like to share, etc. send them to me either through the e-mail contact page on the web or to bernief@kc.rr.com. If you put your pictures on Kodak, Flickr, Snapfish, etc., you can e-mail me a link and I can add that to the website.

Check out the links to the local quilt shops & on-line quilt places. Let me know of places you would like to see featured.




Library News-

Cheryl Tomson

Quilting DVDs

Do you learn best by seeing, than doing? Then a quilting DVD is for you. We have several of them in the library. "Quilting Caveman Style" with Ricky Tims and "The Pajama Quilter" have great demonstrations for learning machine quilting. "Drawing with Thread" can also inspire you. "KC Star Quilting Legacy" presents historic patterns. You can view several in the American Quilter TV series or quilt shows. We also have "Grand Finale" with Ricky Tims and art quilting with "Women's Work". Come check out our DVD selections and make suggestions for others you'd like to see.



Bingo is one of Starlight Quilt Guild's major fundraisers.

This year, we will not just play bingo, we'll play



With more games, more prizes and more fun. You've heard me promise it, everyone will go home with cash and a special gift, especially designed for this special night.

Suzy Scissorhands



Dear SQG Friends,

Whew! It has been so hot lately that I just had to get out of town and hit the mountains; hence the missing column in the July newsletter. What? You didn't notice? Shame on you. Surely you have nothing better to do than read the SQG newsletter. Actually, I hope you do read every word of it. Margaret does such a great job putting it all together and it always contains valuable information for members.

One thing I enjoy about traveling is visiting quilt shops in other towns and states. It's fun to see what others are sewing, what fabrics they're buying, how and if location relates to their quilting projects. Shops in the mountain states always have more wildlife motif fabrics and quilts. I usually buy something and then wonder what I'm going to do with it once I get it home.

Something I purchased this time was some pre-printed quilt blocks. You know, those blocks that have a design printed on them in blue and you are supposed to follow the lines to hand quilt a miniature whole-cloth block/quilt. I figured I needed to practice my hand quilting and the blocks were small enough to take with me in the car. I asked the shop clerk if the blue lines would wash out and she didn't know. Well, I don't want to go to all that work and have the marks show through so I looked it up on the Internet.

I found a couple "solutions" to the issue of getting the blue out. A product called Linen Wash is supposed to do a good job on getting most blue lines out. The product is available through mail order and is supposed to be available at Annabelle's in Leawood and Scandia Down on the Plaza. If any of you have tried it I'd love to hear how it works on getting stains out of quilt.

Another suggestion was Oxy-Clean. I know that Oxy-Clean is supposed to be safe and I've used it on old quilts that were really dirty, so there's a good chance it would get the blue out. However, I'm still hesitant to use it on anything fragile or valuable. It is hard to beat when it comes to getting blood out of cotton. And Lord knows that when I hand-quilt I usually end up with finger pricks and blood spots. I need to hand quilt more often to build up my calluses! So, I'm back to my cool and comfortable sewing room to practice my hand quilting, and hoping I'll be able to get rid of the blues when I'm finished.

Happy Quilting,
Suzy

SQG Challenge 2011

Mary Funk

The Starlight Challenge ends at the **August** meeting.

Please bring complete placemats for Meals-On-Wheels and bright panels for shut-ins.

THEY THANK YOU



2011 Opportunity Quilt



Members please pick up your Opportunity Ticket packets at the August meeting. Each member is asked to sell or purchase at least \$10 worth. Ticket prices are \$1 each.

Tip-

Do you have trouble removing label residue from a new ruler? Rub a little peanut butter on the area, leave it overnight, then wash the ruler with soap and water.

(American Patchwork and Quilting October 2011 issue)

Starlight Quilt Guild Fall Retreat - September 16-18, 2011

Our Annual Fall Retreat at the Barn in Valley Falls, KS will be held on September 16-18, 2011, and cost is \$185/person (2 per room) for Guild members, and \$200/person for non-Guild members. We will try to honor requests for triple/quad occupancy whenever possible, but can't make any promises until we have a final headcount. Cost includes 5 meals (Fri-dinner; Saturday-breakfast, lunch, and dinner; and Sunday-breakfast); a comfy bed, clean en-suite bathroom, and you own personal sewing spot. Sign-ups will be available at our next Guild meeting, and will require a \$50 non-refundable deposit. You will be able to reserve your sewing spot as soon as you pay in full. Final payment in full is due by our August guild meeting. Contact Kristi (913 602 9461), Donna (913 402 7559) or Ellen (913 897 5343) if you have any questions



August Fat Quarter - Dog Days



Open Sew Saturday

Saturday, August 27 in Perry, Kansas at the American Legion Hall. The sew time will run from 10 a.m. to 10 p.m. and the cost is \$10 per person with the monies collected going to the Legion. For your convenience ironing and cutting stations will be provided.

MYSTERY QUILT-

Shirley Lewis

DON'T FORGET YOUR MYSTERY QUILT!!!

Your smashingly wonderful mystery quilts are due at the August meeting. To be eligible for participating in the voting, your quilt must be completely done, and must have your name on it. The three quilts with the most votes will each get a ribbon. These three will definitely be on display at the quilt show in October. We will also display as many of the others as we have space available. I hope you had fun with this project. Fun is what it's all when it comes to mystery quilts!



Membership

Marilyn Carr

WELCOME NEW MEMBERS

Angela Brinton
Barbara Chavez
Doris Gosney
Lois Hardenbrook
Lyn Heilman
Linda Moyer
Melody VanMeter



July Attendance

Members	94
New members	7
Guest	19
Total	120

Do you have a Birthday This Month?

Well, Happy Birthday! Please bring a snack or dessert for the Hospitality Table to share. Fellow SQG members will be deliriously happy to share your goodies! No doubt someone will beg for your recipe. This month's birthdays are:

Sue Allen
Margaret Baldwin
Jan Davidson
Jan Fortney
Kathy Hayes
Sarah Kohake
Deb Mccurnin
Susan Mercer
Niki Page
Sandy Ralston
Susan Wagner
Jeanne Zyck



The Art of Quilting, Starlight Quilters Guild Show and Sale



There are only 2 more guild meetings before the Quilt Show on October 8 & 9th. This being our first time organizing the show, Kim Cawthon and I are grateful for all the generous help and cooperation from everyone! This is the opportunity for our guild to shine and share our art with the community. It's exciting to be a part of such a talented group.

If you weren't at the last meeting, you can get the quilt entry form on the Starlight Quilters Guild Web Site (http://www.starlightquilters.com/quilt_show_2011), or use the attachment in the newsletter. We'll also have the forms available at the August and September meetings. Turn in your entry forms only by the September meeting so we have time to produce the show program. Please arrange for your quilts to be brought to Bishop Miede on Friday, October 7, between 4:00 and 8:00 PM during setup. Contact Kim Cawthon 913-449-3914 or Janice Craig 913-660-3645 if this is a problem for you.

In addition to the loan of your beautiful quilts, we need: Boutique Items, Bake Sale Goods, Small Quilts, Silent Auction Items, a few more vendors (if you know a potential vendor, contact Jean Turvey jturvey@lockton.com) and help with publicity. Pick up a few bookmarks at the next meeting and share them with your friends! Thanks again to everyone, it's going to be a great show.

SAVE THE DATE!

Quilt-R's Market

Reduce ~ Recycle ~ Repurpose ~ Reuse

August 27, 2011

9 am - 2 pm

Hillside Christian Church Gym

900 NE Vivion Rd, KCMO

The women of my church are holding a Quilt-R's Market, Saturday, Aug 27th, from 9am to 2pm, at Hillside Christian Church - 900 NE Vivion Rd, KCMO 64118. The Market is a benefit our community service projects which includes charity quilting. The "R" substituted in the word quilter's stands for **Re**-using, **Recy**-cling & **Repur**posing extra, unwanted, unfinished and orphaned quilting-related materials and supplies. The Market is organized in a "flea market" style. Persons selling items rent a space for \$15 then set the price for items in their booth. There is a suggested \$2 entrance donation for which two tickets are provided to opportunity drawings.

Sell: UFO's, Unneeded Fabric, Books/Magazines, Notions, Etc. \$15/space. Join w/Friends & Guild Members.

Buy: Treasures For Your Quilt Room, Stash & Projects

FreeCycle Table: Share & Take Quilting-Related Items at No-Cost

Bake Sale & Lunch Served

\$2 Suggested Admission Donation

Benefit for Hillside Women

For more info or seller's space application, contact:

stonycrest@sbcglobal.net Or (816) 304-2517

29th ANNUAL QUILT SHOW Northland Needlers Quilt Guild



Salvation Army Community Center
5306 N Oak Trfwy, Kansas City,
MO

~~~~~  
Friday, September 23, 2011 - 9:30 AM  
to 6:00 PM

Saturday, September 24, 2011 - 9:30 AM  
to 5:00 PM

### Tip-

A flannel backed Vinyl table cloth makes a perfect design wall, Reinforce several areas at the top of the tablecloth with duct tape (on the Vinyl side), then cut slits through them. Place adhesive hooks on a wall at the desired height and hang your tablecloth (flannel side out) on the hooks.

(American Patchwork and Quilting October 2011 issue)

## Bake Sale Recipe Ideas Starlight Quilt Show

### Chocolate Mini Loaves Recipe

#### Ingredients

- 1/2 cup *butter, softened*
- 2/3 cup *packed brown sugar*
- 1 cup (6 ounces) *semisweet chocolate chips, melted*
- 2 *eggs*
- 2 teaspoons *vanilla extract*
- 2-1/2 cups *all-purpose flour*
- 1 teaspoon *baking powder*
- 1 teaspoon *baking soda*
- 1-1/2 cups *applesauce*
- 1/2 cup *miniature semisweet chocolate chips*

#### GLAZE:

- 1/2 cup *semisweet chocolate chips*
- 1 *tablespoon butter*
- 5 *teaspoons water*
- 1/2 cup *confectioners' sugar*
- 1/4 *teaspoon vanilla extract*
- *Dash salt*

#### Directions

• In a large bowl, cream butter and brown sugar until light and fluffy. Beat in the melted chocolate chips, eggs and vanilla. Combine the flour, baking powder and baking soda; add to creamed mixture alternately with applesauce just until moistened. Fold in miniature chips.

• Divide batter among five greased 5-3/4-in. x 3-in. x 2-in. loaf pans, about 1 cup in each. Bake at 350° for 30-40 minutes or until a toothpick inserted near the center comes out clean. Cool for 10 minutes before removing from pans to wire racks to cool completely.

For glaze, combine the chocolate chips, butter and water in a saucepan; cook and stir over low heat until chocolate is melted. Remove from the heat; stir in confectioners' sugar, vanilla and salt until smooth. Drizzle over cooled loaves. **Yield:** 5 mini loaves (6 slices each). **Editor's Note:** Two 8-in. x 4-in. x 2-in. loaf pans may be used; bake for 50-55 minutes.

(Taste of Home website)

### Tip-

Keep a spray bottle of 1/2 water and 1/2 vinegar beside your iron. The mixture will take out any unwanted creases (especially "on the bolt line") and will also sometimes give you that extra 1/8" to make a perfect size block

### Chocolate Chip Oatmeal Cookies Recipe

#### Ingredients

- 1 cup *butter, softened*
- 3/4 cup *sugar*
- 3/4 cup *packed brown sugar*
- 2 *eggs*
- 1 teaspoon *vanilla extract*
- 3 cups *quick-cooking oats*
- 1-1/2 cups *all-purpose flour*
- 1 package (3.4 ounces) *instant vanilla pudding mix*
- 1 teaspoon *baking soda*
- 1 teaspoon *salt*
- 2 cups (12 ounces) *semisweet chocolate chips*
- 1 cup *chopped nuts*

#### Directions

• In a large bowl, cream butter and sugars until light and fluffy. Beat in eggs and vanilla. Combine the oats, flour, dry pudding mix, baking soda and salt; gradually add to creamed mixture and mix well. Stir in chocolate chips and nuts.


Drop by rounded teaspoonfuls 2 in. apart onto ungreased baking sheets. Bake at 375° for 10-12 minutes or until lightly browned. Remove to wire racks.

**Yield:** about 7 dozen.

(Taste of Home website)

### Tip-

A loop of quilting thread makes an instant needle threader for thicker threads like floss, pearl cotton, or yarn. Put the loop of quilting thread through the eye of the needle. Place the thicker thread through the loop: draw the loop back through the eye



### Area Quilt Shows

Sept. 16-17—Annual Quilt show 2011. Twilight Stitchers QG. Blue Springs, MO Timmothy Lutheran Church, R.D. Mize Rd., Blue Springs, MO.

Sept. 24 -25— Flower Valley Quilt Show 2011: Sat. 10-4, Sun. 12-4. Flower Valley Quilting Guild. Ferguson, MO Lutheran Church of the Atonement. 1285 North New Florissant Rd., Florissant MO. <http://sites.google.com/site/flowervalleyquiltguild>

## 2011 Events Calendar

August 23---*Fat Quarter Bingo*

August 27-- *Sew Day at Perry, Kansas*

September 27----*Sewing Bee*

September 16-18— Retreat –The Barn

October 8 & 9– The Art Of Quilting, SQG Quilt Show, Bishop Miege High School

October 18—SQG Board Meeting

October 25---It's A Mystery, Author event

November 15---*Ada Niedenthal, Timeless Textiles*

## Advertisements

**FREE! Post your AD HERE!** If you are a guild member in good standing and would like to run your **FREE** ad, send your information to the newsletter editor. See back page for details.

**Pieces in Plaid Quilting** – Owner / Operator Lynne Zeh, a full service long arm quilter with 8 years experience. Located in Lenexa, KS.

**Machine Quilting by Karen** - Let me help you with your quilting! . Quilts up to 52 inches in width.

**Machine Quilting.** Custom Quilting by Peggy Skaith. [especiallyquilts@att.net](mailto:especiallyquilts@att.net) or 913-341-0525

**Machine Quilting by Julia Day.** Is your piecing ready to transform? Call for your consultation today. .

## Communications-

Let us know of any concerns, deaths, triumphs, or if someone needs help with something. This way we know what is going on with our fellow members and can send cards, etc. Contact one of these members:

- Rosie Brinker---913-268-8819 or [rosie474@aol.com](mailto:rosie474@aol.com)
- Shirley Lewis---913-722-5486 or [sll849@aol.com](mailto:sll849@aol.com)
- Barbara DeMack---913-485-3966 or [barbstoys4u@hotmail.com](mailto:barbstoys4u@hotmail.com)



## Blog-

For those of you who are interested in quilts, especially old quilts, Donna DiNatale has started a new blog that will talk about some of her quilts. She will include information about collecting and caring for quilts, old and new. She'd love to have you follow along and provide comments. Here is the link: <http://heartlandquilts.blogspot.com/>



**"FIND US ON FACEBOOK"** <http://www.facebook.com/group.php?gid=106359079270>



## Starlight E-site—the Yahoo Group

---Lea Robrahn

Starlight E-Site is an online club where Starlight members get together to share photos, links, documents or files, and have a message board to post items of interest. It sounds more complicated than it is. You can elect to read all information on the E-Site, which leaves your inbox less cluttered.

To join:

1. Send an email message to Lea Robrahn (remove spaces) [leannieq@hotmail.com](mailto:leannieq@hotmail.com)
2. You'll than be sent an invitation from Starlight E-Site

## Quilt Machine for Sale

1997 Noltings Long Arm Quilting Machine SMS24 with 12 foot table  
13 Stitch patterns  
Contact Lisa at 913-583-1278 (evening) or 913-631-7592 (daytime)



### Membership Information:

2010 Membership, New or Renewal, \$25.00. Your annual dues bring the newsletter chocked full of information and news of upcoming events to your e-mail or home; provide a lending library of quilting books available to members; and other benefits too numerous to mention!

### Newsletter Deadline:

Articles are due the 5<sup>th</sup> of the month. E-mail your article to Margaret Welch at [mwelch5@kc.rr.com](mailto:mwelch5@kc.rr.com) (913-432-4515) .



### NEXT SQG MEETING!

**Tuesday, August 23, 2011 6:30 PM**—Meet friends, gobble some goodies, bring some boutique items or tickets, sign up to volunteer!

**7:00 PM**—



### Meeting Date and Time:

Monthly guild meetings are held 6:30-9:00 PM every 4<sup>th</sup> Tuesday, January-October at **Countryside Christian Church, 6101 Nall, Mission, KS**. The November meeting date is determined each year based on the Thanksgiving holiday. There is no December meeting.

### Meeting Cancellation:

SQG meetings will be canceled if the Shawnee Mission School District cancels classes. Monitor announcements on TV and radio when bad weather threatens.



**Changes:** If you have moved, changed your name, e-mail address or telephone numbers (home, work, or cell), please bring them with you to the next guild meeting or mail them to Starlight Quilters Guild, PO Box 9362, Shawnee Mission, KS 66201

Remember to bring:

- Nametag
- Show and Tell
- Library Books
- Goodies (if it is your Birthday)
- Fat Quarter (see list)

---

Starlight Quilters Guild  
P.O. Box 9362  
Shawnee Mission, KS 66201-2062  
[www.starlightquilters.com](http://www.starlightquilters.com)