

QUILT LUMINARIUM

BY RICKY TIMS



A comprehensive quilt symposium that demystifies seemingly complex concepts, teaches mastery of unique techniques, and harnesses the power of the ever-elusive muse of creativity

- ✦ Educational
- ✦ Entertaining
- ✦ Creative
- ✦ Inspirational
- ✦ All-Inclusive
- ✦ Enlightening
- ✦ Emotional
- ✦ Pacing
- ✦ No Secrets



QUILT LUMINARIUM BY RICKY TIMS

A comprehensive quilt symposium that demystifies seemingly complex concepts, teaches mastery of unique techniques, and harnesses the power of the ever-elusive muse of creativity.

Components





Educational

Quilt Luminarium will expand your quilting toolbox. The methods and techniques that are presented are diverse.

Not only do you learn a variety of uncommon and sometimes unorthodox techniques, you will also learn which technique is the most appropriate to use in any given situation. Ricky covers a variety of piecing, appliqué, quilting, and finishing techniques. You'll learn about color, fabric selection, and design. You'll learn how to take traditional patterns and make them uniquely yours and you'll discover how a pattern can work for any quilting genre.

Entertaining

Ricky is a longtime entertainer, encourager, comedian, and motivational speaker. This is the x-factor that makes Quilt Luminarium so successful. Ricky understands that entertainment is the key to keeping an audience engaged. You can expect plenty of laughter and you can expect the unexpected.



Creative

Ricky has a unique and pragmatic way to help you realize your full creative potential. He unmask the creative psyche and reveals common attributes (both good and bad) that creative individuals share. He also reinforces the fundamental elements of design and composition in such a way that anyone can absorb them. The Elements of Art and Principles of Design are presented in tandem with live music to demonstrate how different artistic mediums are created using the same attributes.

Components continued...

All-Inclusive

Because of the extreme diversity of topics, Quilt Luminarium is truly for all quilters from beginner to advanced, from traditional to contemporary, and from modern to art. We are so confident that you will feel it was a worthwhile experience that we offer a full money back guarantee!



Inspirational

The uplifting and encouraging atmosphere will inspire you. Quilters know that quilting is more than just making a quilt. You will find a wealth of inspiration in the

anecdotes that accompany the lessons.

Enlightening

Hey, it's not called Quilt Luminarium for nothing! We explore the mind of the creative individual to help each person understand their own artistic profile. We examine various quilting myths that have been absorbed into the quilting community. The Quilt Luminarium frees quilters to enjoy quilting for their own personal reasons and teaches individuals to escape from their own creative barriers and the expectations of others.



Emotional

Expect to leave Quilt Luminarium with more than just quilting knowledge.

Ricky infuses into each lesson a healthy dose of value, worth, purpose, and self-confidence for each person attending. Not only will you leave feeling like a new quilter—you'll most likely leave feeling like a new person!



Pacing

This lecture-style event presents information that is relevant for all quilters. The unique format and pacing of the sessions cause the time to fly by. For those who think a two-day symposium might somehow be slow, boring, and tiresome, rest assured. Ricky is known for his ability to connect with the audience. His ability to educate, entertain, and inspire have been witnessed by thousands around the world.

No Secrets

Ricky never keeps any part of a method or technique hidden. His secrets are about simplicity, saving time, quality of workmanship, and effectiveness.



The Luminarium Shopitarium

Seriously, what quilting event would be complete without the opportunity to fabric shop? Ricky's hand-dyed fabrics, kits, books, CDs, DVD, notions, and more will be available for purchase.

How does the Quilt Luminarium differ from Ricky's previous Super Quilt Seminars?

The Quilt Luminarium has some cross-over curriculum from the discontinued Ricky Tims Super Quilt Seminars, but this event offers a wealth of new and insightful information never presented before. If you came to a super seminar, come to a Quilt Luminarium and hold on for the ride.

Topics



Improvisational Patchwork

Learn to quilt “caveman style” without templates, measuring, math, patterns, or quarter-inch seams! Entire quilts or portions of

quilts can be made improvisationally.



Amazing Appliqué

Learn scribe appliqué, outline appliqué with blanket stitches, and bobbin outline appliqué. Includes thread weight, fiber

content, and needles.



Precision Patchwork

Discover innovative piecing techniques, and no-pins curved piecing methods that are actually easier and more accurate than

using traditional 1/4” seams!



Color Theory for Quilters

Learn to choose color with confidence. Color is both wonderful, mysterious, and often confusing. The lessons on color

will teach you easy color concepts and theories.



Design and Composition

The lessons on design and composition are practical and shown in relationship to quilts. This is presented in a fun way

using live musical performance to show the similarities of music and art.



Specialty Techniques

Learn a variety of specialty techniques including perfect decorative stitch circles, couching techniques and more.



Rhapsody Quilts

Learn how to design your own, original Rhapsody quilt. It’s a lot easier than you might think!



Quilting the Quilt

Quilt Luminarium covers: Basting, marking, threads, tension, trapunto, bobbin quilting and a variety of finishing

techniques including birthing, facing, piped bindings, and decorative bindings.



Convergence Quilts

From Ricky’s best selling book, these quilts are unbelievably quick, easy, and fun. Ricky shows you the magic behind

these addictive innovative pieces.



Embroidered Elegance

There are a variety of ways to use both hand and machine embroidery to embellish and enhance your quilt. Most are


easy, and oh so effective!



Digital Photo Quilts

Learn the tools and methods Ricky uses to transfer photos to fabric. There are many wonderful options for creating

beautiful digital photo quilts.



Hand-dyed Fabric Basics

The most requested topic is here! Ricky covers the basics of hand-dyeing fabric using Procion MX fiber-reactive dyes. Included

are care instructions, resources, and safety.

Quilts

See these quilts
(and many more) and
learn the simple secrets
behind each of them



ASTERNOON DELIGHT 42" X 34"



BOHEMIAN RHAPSODY 86" X 86"



SIMPLE GIFTS 88" X 88"



NORTHERN LIGHTS 88" X 90"

Tuition

Events Through March 2018
\$164* Earlybird Registration (Save \$35)
\$199* Registration Deadline

Events Beginning May 2018
\$184* Earlybird Registration (Save \$35)
\$219* Registration Deadline

*Tuition includes access to both days, all sessions, and the exclusive full-color syllabus. The syllabus is not for sale and is only given to Quilt Luminarium registrants.

Quilt Luminarium is a \$1025 educational value and equal to a semester of hands-on classes. Save over \$800!

Schedule

Day One

9:30am Registration Begins
10:30am **SESSION 1**
Noon Lunch Break (1.5 hrs)
1:30pm **SESSION 2**
3:00pm Break (30 minutes)
3:30pm **SESSION 3**
5:00pm Break (30 minutes)
5:30pm **SESSION 4**
7:00pm End of Day One

Day Two

7:30am Doors open
8:30am **SESSION 5**
10:00am Break (30 minutes)
10:30am **SESSION 6**
Noon Lunch Break (1.5 hrs)
1:30pm **SESSION 7**
3:00pm Break (30 minutes)
3:30pm **SESSION 8**
5:00pm Quilt Luminarium Ends

Register

Register at QuiltLuminarium.com. It's quick, easy, and instant. If you prefer, you can fill out the registration form below and mail to:

Quilt Luminarium (**which city**), PO Box 392,
La Veta, CO 81055

Make checks payable to Ricky Tims Inc.

Individual Registration

Event Date

Quilt Luminarium Location (City)

First Name Last Name

Guild/Organization (if applicable)

Address

City State

Zip Country

Phone

Email

Your First Name (as you wish it to appear on badge)

Credit Card Number

Expiration Date Card (CVV) Code

Card Holder Name

Signature

I am paying by Check (Enclosed)

Check Number