



Starlight Express

Starlight Quilters Guild

www.starlightquilters.com

Presidents Message

—Connie Flagler

Hi, everyone!

I am so excited. I am going to the quilt retreat thru Jeri's shop at the Great Wolf Lodge this weekend. I so enjoyed her presentation Tuesday night.

The sun has actually been out a little and I think that makes us feel a

lot better. Also the new spring fabrics are arriving in our area quilt shops and they are beautiful. I'm sure you all have already chosen your next project.

We are so lucky this year with our Opportunity Quilt. Karen Edwards is making a beautiful quilt as usual. Renee donated the fabric, Carol from Prairie Point donated the backing, Peggy donated the quilting and Lyn donated the batting. Thank you so much all of you for your support and hard work.

It looks like we're off to a good start. Please remember to let me know if there's anything you want to add to our programs and workshops so we can keep it in mind for next year! If you have a specialty, new or old, or a new gadget we'd all like to see it and really get EVERYONE involved. Please remember your black and white charm squares if you signed up for that group project and be thinking about the placemats for "Meals on Wheels" challenge that Mary Funk introduced at our last meeting.

Happy sewing,



Bring a Friend Night

Lynne Hagmeier

Kansas Troubles Quilts - Moda and Beyond

Lynne Hagmeier, fabric designer, quilt designer, owner of Kansas Troubles Quilts -- and mother of six children -- will share dozens of quilts and stories from Kansas Troubles' first fabric line to the very newest, the beautiful Butterfly Garden collection. Lynne has a very distinctive style that combines traditional quilting with her personal flair of embellishing with wool appliqué and wool embroidery. Join Lynne before the program for a wool appliqué mini workshop, Tulip Scissor Holder beginning at 6:00 p.m. at Countryside Christian Church. Cost of the workshop is \$10 and includes the kit provided by Lynne. If you haven't yet signed up for the workshop but wish to do so, please email Donna di Natale at dinatale@att.net, or call her at 913-541-0283. If your friend would also like to take the mini workshop the cost is the same for both members and guests.

2010 Starlight Guild Challenge

—Mary Funk


Reversible placemats for donation to Johnson County Meals-on-Wheels. Sixty placemats needed.

Challenge:

Make colorful reversible placemats of cotton quilt fabrics. Batt: light loft polyester or two layers cotton flannel (washed)
Finished size: 12 to 14 inches by 16 to 18 inches
Finished placemats are due at the August guild meeting. Members will vote for prize winners.

Categories:

- Workmanship—hand or machine
- Most fabrics used
- Most placemats turned in



Please DO NOT use juvenile or holiday print fabrics. If questions, call Mary Funk at 913-262-8455.

February Speaker

Jerry Stube: Owner of Quilters Quarters in Leavenworth Started quilting in early 1970's and opened her quilt shop after surviving cancer. First quilt was a baby quilt, Sunbonnet Sue. She loves antiques quilts.



Jerry quotes:

Finished is better than perfect any day.

We make a lot of OK quilts in our lives and a very few that are special.

Finish Fabulously

—By Lynne Zeh
Let's finish with Backing Your Quilt

Let's recap! In article one I gave some general tips for preparing your backing regardless of the style of backing you choose. In article two I discussed using sheets (NOT to!) and benefits of a one-piece solution. In Article three I covered my best advice for seaming a



back and now it's on to the final tips and great solutions for backing your quilts.

You can have more than one seam! It's Ok, it won't ruin a quilt. Just keep in mind that with each additional seam you are adding the possibility of more frustrations. A lot of these can be averted by being careful in your preparation techniques. But over time (more than 10 years) as the quilt is washed or folded and stored the seams will become more and more of an issue. Most of the issues are caused by those "pressed to one side" seams that cause bumps that can slow your quilting down. If you machine quilt over those these bumps you may get needle deflection which could lead to ripping out of stitches which leads to frustration. I know that spray starching, good pressing and careful thread clipping can make a pieced backing easier to work with.

That being said, there is nothing wrong with using leftover blocks, large hunks of "not so much in love with anymore" fabrics, or making an extremely large version of one of the blocks from the front of your quilt, again, if you take the time to use good preparation techniques.

Be sure to put a label on the back of your quilt.

If your quilt is to be folded over a couch or chair, try to think about color and/or style compatibility. Nothing is worse than footballs on the back of a blended quilt.

Be sure not to leave knots on the backs of your quilts. All knots should be hidden between the layers of the quilt, even machine quilted quilts.

If you are uncertain about what to do for the back of your quilt, consult your family, friends, ask at a guild meeting or consult your local professional.

Next in the series of finishing fabulously will be hints on choosing batting. As always enjoy your quilting and with these tips you are well on your way to Finishing Fabulously.

TIP-

When making a signature quilt, press pieces of freezer paper to the wrong side of signature areas of blocks so fabric doesn't slip when people are signing.

American Quilt Study Group-

The American Quilt Study Group (AQSG) is a national organization that is was founded in 1980 in Mill Valley, CA with the goal of discovering, exploring and preserving the stories of quilters and quilt making. AQSG supports opportunities for quilt studies and documentation of quilt-related history. Each fall members gather at Seminar (held in a different location each year) to share their stories, discoveries, and love of quilts. As AQSG turns 30, we are inviting quilters from across the country to join us in a block challenge


JOIN THE CELEBRATION!

The American Quilt Study Group (AQSG), a non-profit organization dedicated to preserving the history of quilts and quilt making, is turning 30! We invite you to join the celebration by participating in a nationwide block challenge called "**30s for 30**" (see details below). For every 30 blocks received, one person's name will be drawn to win those blocks. To learn more about AQSG and our annual Seminar, please visit our website at www.americanquiltstudygroup.org. Happy quilting!

30s for 30 QUILT BLOCK CHALLENGE

Blocks must be 12-1/2" square (to finish to a 12-inch block) and made of either 1930s reproduction fabrics or vintage 1930s fabrics. Fabrics must be 100% cotton. *Please pre-wash/preshrink all fabrics*

Blocks may be any design and any color combination, in keeping with the 1930s fabrics.



Send your blocks to the address below, along with a donation of \$3 for the first block, and \$1 for each block thereafter sent at the same time. Block donations from groups are welcome. Any funds collected in excess of those needed to complete the project will be donated to the AQSG Endowment fund.

The blocks will be photographed and the photos will be posted on the AQSG website, along with the maker's name and state (or country).

Blocks will be compiled into sets of thirty. At Seminar 2010 in Minneapolis (Oct. 14-17), we will have a drawing for the various sets. For each block that you send, your name will be entered once into the drawing. You do not need to be present to win

Deadline for submitting blocks is Oct. 1, 2010.

Send your blocks and payment (checks made payable to AQSG) to: **AQSG '30s for 30** c/o Paula Pahl, 9204 Sugarstone Circle, Highlands Ranch, CO 80130. Be sure to include your name, address and phone number. Questions? Contact Paula at the address above or email: paulapahl@q.com; phone: 303-204-2821.

TIP-

Make a lint and thread remover by wrapping wide masking tape, sticky side out, around your hand.





Stitch in Time ~ 1986 Highlights: “sharing what we know and learning as we go”

Many thanks to the members who would alternate the Hostess role, sharing ideas for the future over handwork. Remember back before cell phones and email, the primary method of communication for the guild was a ONE page, ONE sided Newsletter in the Mail. A typical meeting was held at the Overland Park Community Center, with a few exceptions when meetings were held in member's homes or the one at Clothworld. The meeting format was a little business, a PROGRAM, and show and tell. Some of the program projects created during guild time included a Crochet Rag Heart from fabric using an “N” hook;

“basket of Flowers” pattern using the “Shadow of Transparent Appliqué Technique”; Over dying Techniques Batting Sampler/Kit and ... a Vest.

Members created a “Memory Block” from a specific shared pattern in which the blocks were raffled at the July picnic. Then the participants then were entered in the drawing for THE quilt! The July potluck picnic featuring RIBS was held at the President's home where guild members were invited to bring a side dish and ½ yard of UGLY fabric for the *Chinese Auction*.

Compulsive finishers were encouraged to attend The “First Annual Unfinished Auction”. Quilt Bees were held to complete the Quilt for the show held at the Legler Barn on 87th. Around town: the Starlight Quilt Guild was invited by Overland Park Recreation to have a Quilt Party and sale at the “Old Fashioned Weekend”. The KCQG held “Heart of America” Quilt show at Crown Center. There was also the Wyandotte County Museum quilt show in Bonner Springs and the “History of Quilts in America” at JCCC.

Guild Guest List: a Wichita Speaker who presented the *recently* recognized “ Mennonites: their lives & Quilts”; President of the Greater Kansas City Quilt Guild and Kaw Valley Quilters member presented a slideshow from the New York “Greater American Quilt Festival: Heritage Quilts” and “Kansas Quilt Project” goals. **Special Program of the year “How do you Quilt” presented by FONS AND PORTER!**

Opportunity Quilts! 2010-

Karen Edwards

We have two opportunity quilts for 2010! We're hoping to bring in more money than ever by offering two. They will be ready for display at the Heartland Quilt Network meeting and then will make the rounds of the local quilt shops. If you would like to display one or both of the quilts at an event where tickets can be sold, contact RuthAnn Bonin or Karen Edwards.

‘Possum Update’

—Donna DiNatale

For those of you who have been asking (or wondering), the infamous flying opossum is alive and well. He/She survived the cold of winter and has doubled in size since being flung out of my car last autumn. There is another opossum that lives in the neighborhood, too. I just hope they aren't seeking each other out in order to make baby opossums this spring.



b e
can

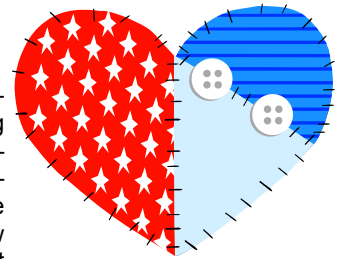
That might a bit a more than I let fly.

Linus-

—Hugs, Karen and Mary.

Project Linus is doing well -- from the February meeting we collected 46 blankets -- YEAH !!! Just a reminder--when you sign in at the meeting please indicate how many blankets you brought in.

Once you have turned in 3, you will get your name put in a drawing for each quilt over 3, for a chance at a membership for 2011. Happy sewing !!!



Charm Squares Group Project

—Kristi Orr

We have had 40 people signed up to participate in the SQG charm square project for March. So this means that each of those 40 people will need to bring 2-5 inch squares of their black and white fabric to share with the rest of the group. You will need to purchase 1 3/4 yard of your selected fabric in order to get 80-5 inch squares. Remember DO NOT WASH. If you like you can cut a couple of extra squares to donate to the boutique for the quilt show. There will be a table set up to place your charm squares on to complete the exchange.

The next exchange will be announced at the March guild meeting.



Upcoming area Expos



A sewing and quilting expo is coming to Springfield MO April 8-10, 2010. The Round Bobbin Quilting & Sewing Expo to be held at the Springfield Expo Center will feature quilting and sewing workshops and classes, fashion shows, quilt appraisals, stage demos, door prizes and quilt displays. Many well-known teachers and many trendy quilt shops and sewing stores in Missouri will be there! Show details for those interested in attending can visit www.roundbobbin.com. To vend or sell your product at the show, contact Beth Vitiritto at 775-830-6566. Need a discount coupon to get in? Call Beth at 775-830-6566.

A sewing and quilting expo is coming to Sharonville OH June 24-26, 2010, at the Sharonville Convention Center. The Original Creative Festival will feature quilting and sewing workshops and classes, fashion shows, quilt appraisals, a charity sewing for Newborns In Need, stage demos, door prizes and quilt displays. Well known industry icons Amy Barickman, Peggy Sagers, Cynthia Guffey, Kathy Kansier, Nancy Begin, Susan Leslie Lumsden, Pam Dammour, Irena Bluhm, Barb Callahan, Londa Rohlfing and more will be there. Show details for those interested in attending can visit www.cdmshows.com. To vend or sell your product at the show, contact Beth Vitiritto at 775-830-6566. Need a discount coupon to get in? Call Beth at 775-830-6566.


A quilt festival called the Rocky Mountain Quilt Festival is coming to Loveland, CO, August 20-22, 2010. The show will feature the complete collection of the 2010 Hoffman/Sulky Challenge. Over 10 guilds in the Colorado area will help make this show fantastic this year! The RMQF will be held at The Ranch and will feature quilting and sewing workshops and classes, quilt appraisals, stage demos, door prizes and quilt displays. Many well-known teachers and many trendy quilt shops and sewing stores from Colorado will be there! Show details for those interested in attending can visit www.rmhf.net. To vend or sell your product at the festival, contact Beth Vitiritto at 775-830-6566. Need a discount coupon to get in? Call Beth at 775-830-6566.

Metropolitan Women's Expo. In Des Moines, Iowa October 23 & 24, 2010 Des Moines, Iowa — Iowa Events Center Hy-Vee. This new and exciting expo is all about women and their lifestyles. This new event will be very diverse with stage presentations and exhibitors with a variety of products including health, fitness, fashion, beauty, home, entertaining, children, careers, finance and more. It's all about women! To sponsor and/or exhibit please contact Mary Kay Beall at marykay@cdmshows.com or 800-367-5651.

Technique of the Month

—Cheryl Tomson

Appliqué is the art of layering smaller pieces of fabric onto a larger background to create a colorful design that can be used to embellish clothing, quilts, and many other sewn projects. There are many different appliqué methods to choose from to suit every taste and skill level. Hand appliqué includes needleturn, freezer paper, and Hawaiian methods. Needleturn appliqué is a traditional technique; shapes are traced onto fabric and cut out, leaving a seam allowance which you turn under as you sew them to the background. With freezer paper appliqué, shapes are transferred onto freezer paper and cut out to become the templates used to cut and sew your patches. Hawaiian appliqué quilts are made by appliquéing large, intricately cut shapes onto a background fabric. There are many versions of machine appliqué, where the design is finished using zigzag or satin stitches of various widths to secure fabric pieces to the desired location. For reverse appliqué, shapes are cut from the interior of a piece of fabric and the raw edges are turned under at the cuts to expose a second layer of fabric beneath. In stained glass appliqué, fabric patches are surrounded by and separated from other patches by narrow strips of fabric to mimic the look of leading in a stained glass. Our library has books with these and more techniques, so be sure to look for new ideas.



Do you have a Birthday This Month?

Well, Happy Birthday! Please bring a snack or dessert for the Hospitality Table to share. Fellow SQG members will be deliriously happy to share your goodies! No doubt someone will beg for your recipe. This month's birthdays are:

- Charlya Cooley
- Julia Day
- Pam Eckel
- Kris Harrison
- Betty Jane Krueger
- Amy McCarthy
- Patty Morgan
- Pat Pennington
- Becky Wackerman
- Rosemary Watrak
- Margaret Welch



TIP-

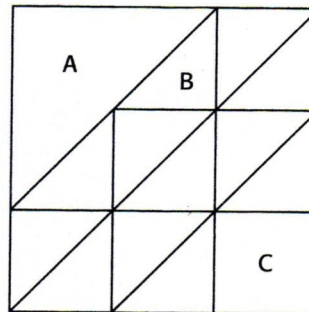

Next Time you're at your favorite quilt shop, ask for an empty bolt board. Wrap a towel around it and safety pin in place to make a lightweight, portable ironing surface to take to a workshop.

March Block of the Month

North Winds

When selecting this month's BOM I thought I would choose something Irish. You know, Irish Chain, Shamrock, that sort of block. But every time I picked up my pattern book it fell open to the North Winds block. I decided it was a sign from the quilt block goddess so here it is.

This block actually has a number of names, one of which is Stretched Star. When you put several blocks together you begin to visualize a star that is being pulled in two directions. Vary the colors and setting for your blocks to create many different designs. This pattern makes a 9" finished block.



A \square $6\frac{7}{8}$ " B \square $3\frac{7}{8}$ " C \square $3\frac{1}{2}$ "

Northwind block as part of a bigger block



March Fat Quarter Drawing



The fat quarter for February is Out of Africa

Have you ever wondered!

Have you ever wondered what is the ideal cutting height, the ideal pressing height or the ideal sewing height?

Cutting table— a cutting table should be just 6 inches below your elbow while standing.

Pressing height should be about 3 inches below your elbow while standing.

Sewing height should be determined by measuring the length of your torso and shinbone.

The table below will give you some suggestions for sewing and cutting table heights.

(From The Quilter July 2006)

Height of Quilter	Ideal Sewing Table Height	Ideal Cutting Table Height
5'6"	27"	35"
5'9"	29"	38"
5'9"	28"	37"
5'7"	27½"	38"
5'8"	28"	37½"
5'4"	26"	35½"
5'9"	26"	37"
5'8"	28"	38"
5'10"	28"	39"
5'0"	25"	33"
5'5"	25"	34"
5'5"	27½"	34"

Quilt Chest Fund Raiser



Watch for exciting news on how you can have the opportunity to win the above quilt chest!



Starlight Quilt Guild will be taking a bus trip to Wichita for the Common Threads Quilt Show on June 26, 2010. A payment of \$20 to reserve your spot on the bus will be due at the March guild meeting with final payment due in May. Jackie Evans and Renee Arnett are planning the trip. More details will be in the April newsletter.

Membership News

—Marilyn Carr

Welcome New Members:

Kelly Jones
Becky Edson
Kathy Limpic
Pat Wineland

February Attendance:

Members Present 93
New Members 4
Guest 3
Total 100



Quilters Wisdom:

Those who sleep under a quilt, sleep under a quilt of love

2010 Events Calendar

March 23---**Lynne Hagmeier**, Kansas Trouble Quilts----
Moda and Beyond. **Bring a friend night**

April 27---**Roberta Horton**, Find It! Buys It! Use It! \$5 for non-members

May 25---**Libby Wells**, Lib-Quilts Collection Trunk Show

June 22---Fat Quarter Bingo

July 27--- **Jo Morton**, Making Something New That Looks Like Olde. \$5 for non-members

August 24---**Deb Rowden**, Making Memories

September 28----Quilting Bee and Quilted Postcard Workshop

September 17-19---SQG Retreat, The Barn

October 26---**Kathy Delaney**, It I'm the Appliqué Queen, Where is My Crown?

November 16---**Caroline Searles**, Closets, Shelves, Trunks, and Under the Bed



Advertisements

FREE! Post your AD HERE! If you are a guild member in good standing and would like to run your **FREE** ad, send your information to the newsletter editor. See back page for details.

Pieces in Plaid Quilting by Lynne Zeh. A professional full service quilter for 6 years. Located in Lenexa, KS. lynnez@everestke.net

Machine Quilting by Lyn Heilman. Please call 913-492-8877. Edge to edge, custom and heirloom quilting. T-shirt, memory, and memorial quilts designed and created. Official Hobbs distributor. lyn@quiltedmemories.com

Machine Quilting. Contact Peggy Skaith at 913-341-0525 or especiallyquilts @att.net

Machine Quilting. Call Lea Robrahn

Machine Quilting by Julia Day. Is your piecing ready to transform? Call for your consultation today.

Communications-

Let us know of any concerns, deaths, triumphs, or if someone needs help with something. This way we know what is going on with our fellow members and can send cards, etc. Contact one of these members:

- Rosie Brinker---913-268-8819 or rosie474@aol.com
- Shirley Lewis---913-722-5486 or sll849@aol.com
- Barbara DeMack---913-485-3966 or barb-stoys4u@hotmail.com



Blog-

For those of you who are interested in quilts, especially old quilts, Donna Di-Nalale has started a new blog that will talk about some of her quilts. She will include information about collecting and caring for quilts, old and new. She'd love to have you follow along and provide comments. Here is the link: <http://heartlandquilts.blogspot.com/>



Starlight E-site—the Yahoo Group

---Lea Robrahn
Starlight E-Site is an online club where Starlight members get together to share photos, links, documents or files, and have a message board to post items of interest. It sounds more com-

plicated than it is. You can elect to read all information on the E-Site, which leaves your inbox less cluttered.

To join:

1. Send an email message to Lea Robrahn (remove spaces) leannieq@hotmail.com
2. You'll than be sent an invitation from Starlight E-Site
3. Join.

"FIND US ON FACEBOOK" <http://www.facebook.com/group.php?gid=106359079270>



Membership Information:

2010 Membership, New or Renewal, \$25.00. Your annual dues bring the newsletter chocked full of information and

news of upcoming events to your e-mail or home; provide a lending library of quilting books available to members; and other

Newsletter Deadline:


Articles are due the 5th of the month. E-mail your article to Margaret Welch at mwelch5@kc.rr.com (913-432-4515) and a copy to Jan Fortney at Fortney@swbell.net (816-523-7841). Either of us may work on your newsletter.



NEXT SQG MEETING! Tuesday, March 23, 2010

6:30 PM—Meet friends, gobble some goodies, bring some boutique items or tickets, sign up to volunteer!

7:00 PM Lynne Hagmeier, Kansas Troubles—Moda and Beyond



Meeting Date and Time:

Monthly guild meetings are held 6:30-9:00 PM every 4th Tuesday, January-October at **Countryside Christian Church, 6101 Nall, Mission, KS**. The November meeting date is determined each year based on the Thanksgiving holiday. There is no December meeting.

Meeting Cancellation:

SQG meetings will be canceled if the Shawnee Mission School District cancels classes. Monitor announcements on TV and radio when bad weather threatens.



Changes: If you have moved, changed your name, e-mail address or telephone numbers (home, work, or cell), please bring them with you to the next guild meeting or mail them to Starlight Quilters Guild, PO Box 9362, Shawnee Mission, KS 66201

Remember to bring:

- Nametag
- Show and Tell
- Library Books
- Goodies (if it is your Birthday)
- Fat Quarter (see list)

Starlight Quilters Guild
P.O. Box 9362
Shawnee Mission, KS 66201-2062
www.starlightquilters.com